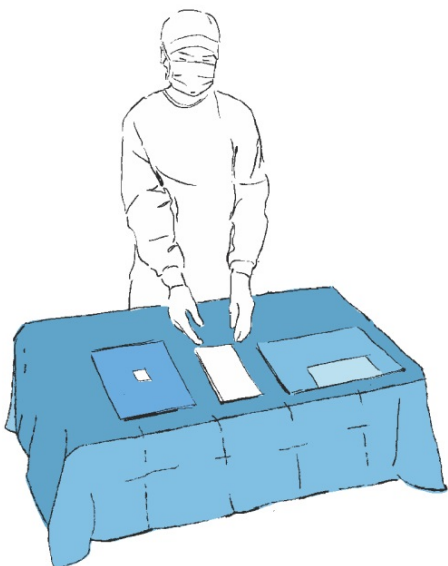
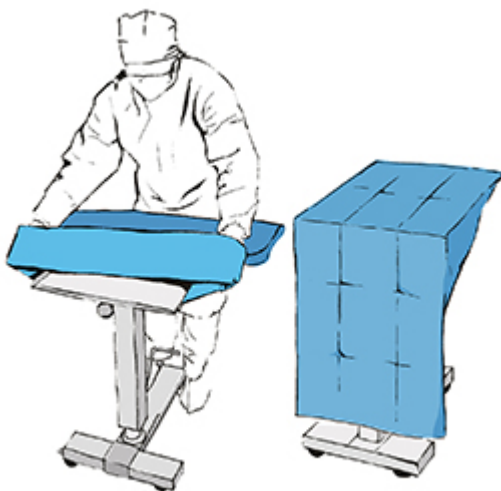


1



Open the outer packaging in accordance with the principles of asepsis and place the set on the instrument table. Unfold the outer drape on the instrument table and place set elements on it.

2



Apply the Mayo table cover.

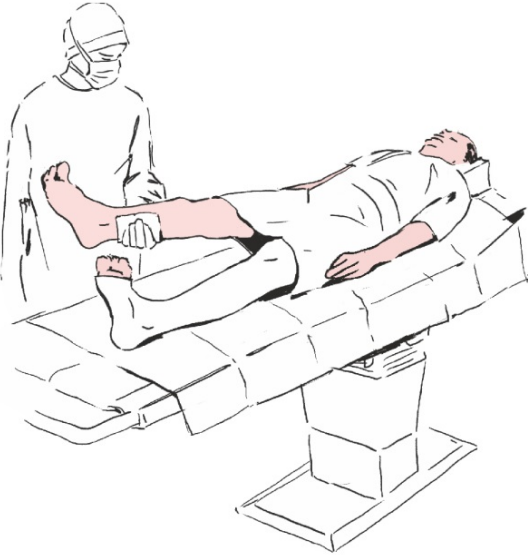
3



Before draping the patient (delimiting the surgical field), pay attention to the direction in which the drape is to be unfolded with the help of the pictograms.

Unfolding of Matodrape hand/foot set

4



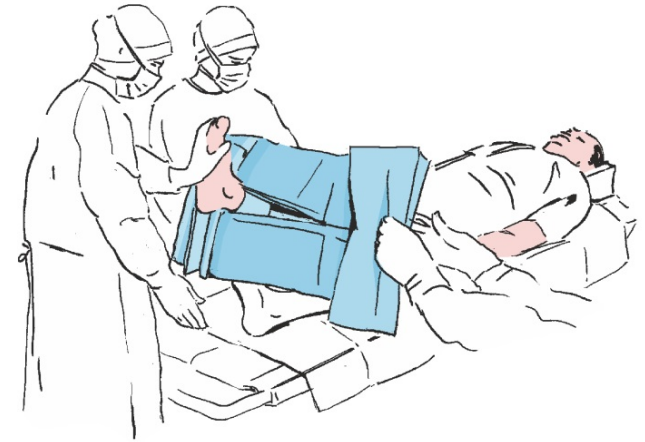
Lift the upper limb that is subject to the medical procedure, using the towels included in the set.

5



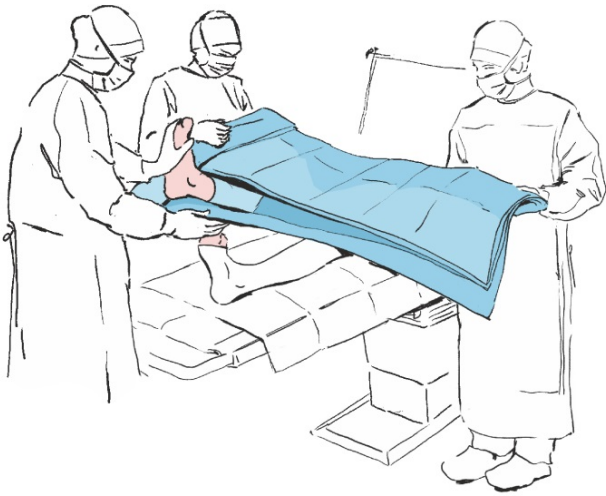
Pass the patient's upper limb through the elastic opening in the main drape.

6



Unfolding of Matodrape hand/foot set

7



Unfold the sides of the drape so that they hang freely from the operating table and then unfold the top of the drape towards the patient's head (towards the anaesthesia stand). Pass the drape over the frame to create an anaesthesia screen.

8



Unfold the lower part of the drape towards the lower end of the operating table to cover the patient's lower limbs.

9

